












# HO Scale Code 100 6x4 Train Set Layout 9





# Track Part List

| <u>Bran</u> | <u>Item #</u> | <u>Item Description</u>                                     | <u>Units</u> | <u>Image</u>  |
|-------------|---------------|---|--------------|---|
| Atlas       | 821           | H0 Code 100 Straight 9"<br>6 Units per pack                 | 4            |    |
| Atlas       | 823           | H0 Code 100 Straight 3"<br>4 Units per pack                 | 7            |    |
| Atlas       | 825           | H0 Code 100 Straight 1 1/2"<br>4 Units per pack             | 2            |   |
| Atlas       | 831           | H0 Code 100 Curve radius 15", angle 30°<br>6 Units per pack | 28           |  |
| Atlas       | 833           | H0 Code 100 Curve radius 18", angle 30°<br>6 Units per pack | 9            |  |
| Atlas       | 843           | H0 Code 100 Buffer/Bumper 3 5/8"                            | 2            |  |

|       |           |   |   |   |
|-------|-----------|---|---|---|
| Atlas | 844       | H0 Code 100 Straight rerailer 9"                          | 3 |    |
| Atlas | 847-1 1/4 | H0 Code 100 Straight 1 1/4"                               | 2 |    |
| Atlas | 885       | H0 Code 100 Straight 9". (bridge)                         | 1 |    |
| Peco  | SL-95     | H0 Streamline Code 100 Right turnout 8 5/8"               | 1 |  <p><small>Please Note:<br/>Photo shows Electrofrog version</small></p>  |
| Peco  | SL-96     | H0 Streamline Code 100 Left turnout 8 5/8"                | 1 |  <p><small>Please Note:<br/>Photo shows Electrofrog version</small></p> |
| Peco  | ST-227    | 00/H0 Setrack Code 100 Curve radius 17 1/4", angle 11.25° | 2 |    |
| Peco  | ST-230    | 00/H0 Setrack Code 100 Curve radius 19 7/8", angle 22.5°  | 2 |    |



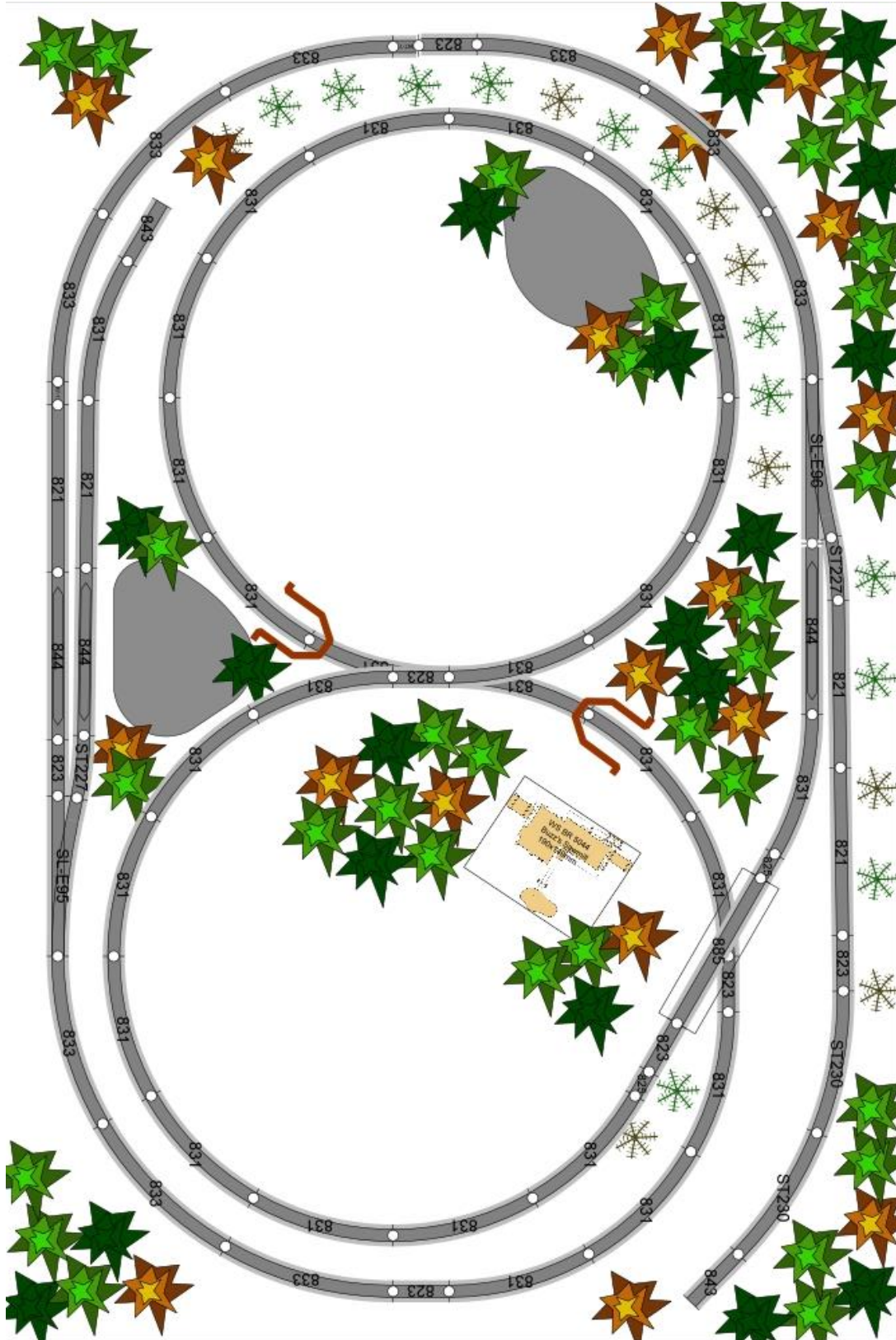
# Objects Optional

| <u>Bran</u>      | <u>Item #</u> | <u>Item Description</u>        | <u>Units</u> | <u>Image</u>  |
|------------------|---------------|--------------------------------|--------------|---|
| Woodland Scenics | BR5044        | H0, Buzz's Sawmill             | 1            |  |
| -                | -             | H0, Single Track Tunnel Portal | 2            |  |

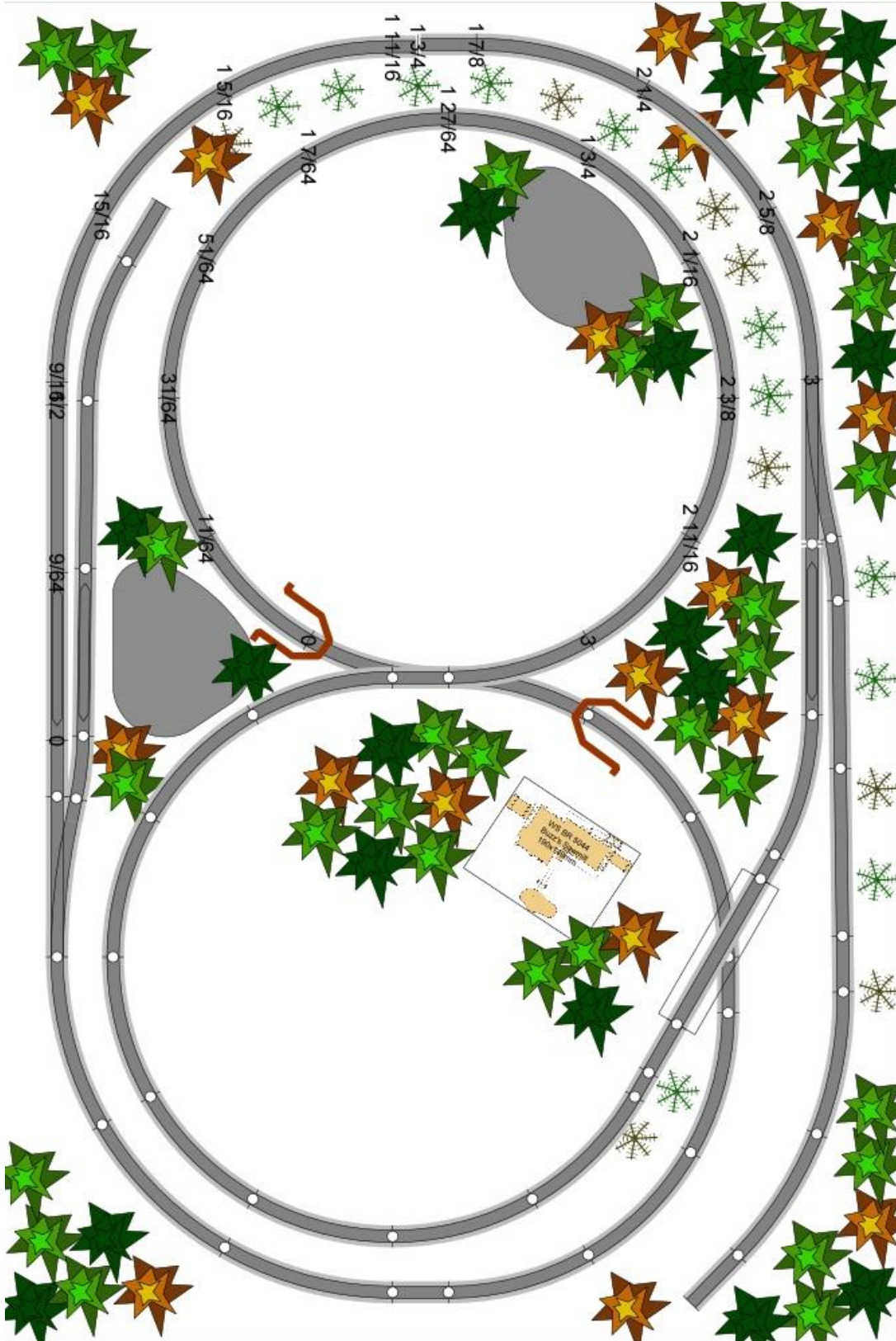
**Here's How To Get Started Quickly & Easily With Your Dream Model Railroad**



# Track Placement



# Track Elevation





By: [www.krafttrains.com](http://www.krafttrains.com)



For More HO Layouts

[www.krafttrains.com/HO\\_Scale\\_Layouts](http://www.krafttrains.com/HO_Scale_Layouts)

