


# O Scale 4x8 Train Set Layout 6















[www.krafttrains.com](http://www.krafttrains.com)

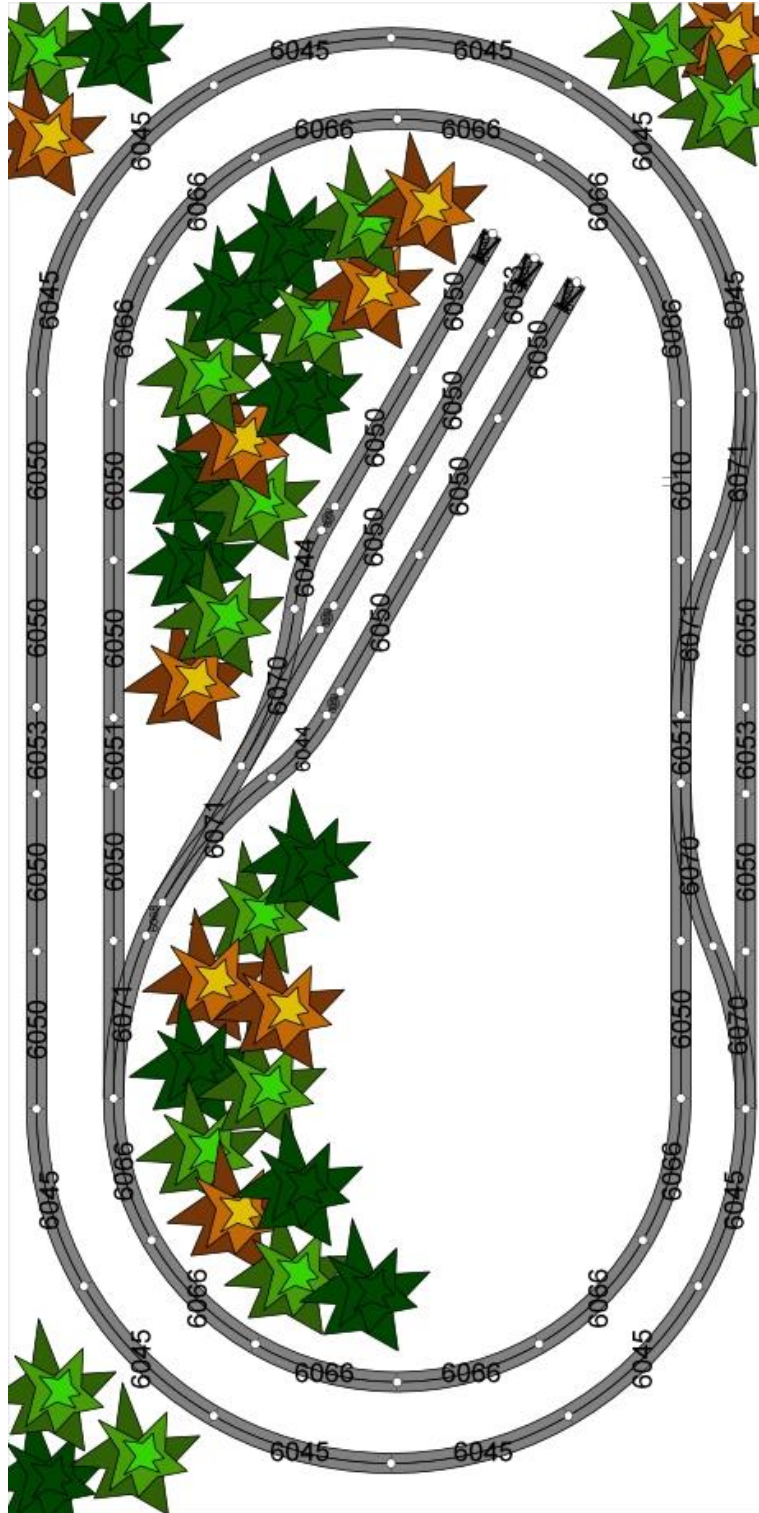
# Layout 6



# Track Part List

| Brand | Item # | Item Description                         | Units | Image   |
|-------|--------|--|-------|---|
| Atlas | 6010   | Straight feeder 10"                      | 1     |    |
| Atlas | 6044   | Curve radius 13 1/2" (O-27), angle 22.5° | 2     |    |
| Atlas | 6045   | Curve radius 22 1/2" (O-45), angle 30°   | 12    |    |
| Atlas | 6050   | Straight 10"                             | 17    |    |
| Atlas | 6051   | Straight 4 1/2"                          | 2     |    |
| Atlas | 6053   | Straight 5 1/2"                          | 3     |   |
| Atlas | 6059   | Straight uncoupler 1 3/4". (remote)      | 3     |  |
| Atlas | 6066   | Curve radius 18" (O-36), angle 30°       | 12    |  |
| Atlas | 6068   | Curve radius 18" (O-36), angle 7.5°      | 1     |  |
| Atlas | 6070   | Left turnout 10". O-54                   | 3     |  |
| Atlas | 6071   | Right turnout 10". O-54                  | 4     |  |
| Atlas | 6040   | Buffer/Bumper 1 31/32"                   | 3     |  |

# Track Placement





# O Scale 4x8 Train Set Layout 6



[www.krafttrains.com](http://www.krafttrains.com)