

# O Scale 4x8 Train Set Layout 3
















[www.krafttrains.com](http://www.krafttrains.com)

# Layout 3



# Track Part List

| Brand | Item # | Item Description                            | Units | Image   |
|-------|--------|---|-------|---|
| Atlas | 6010   | Straight feeder 10"                         | 1     |    |
| Atlas | 6015   | Straight 1 1/4"                             | 1     |    |
| Atlas | 6044   | Curve radius 13 1/2" (O-27),<br>angle 22.5° | 2     |    |
| Atlas | 6045   | Curve radius 22 1/2" (O-45),<br>angle 30°   | 16    |    |
| Atlas | 6046   | Curve radius 22 1/2" (O-45),<br>angle 7.5°  | 1     |    |
| Atlas | 6050   | Straight 10"                                | 12    |   |
| Atlas | 6051   | Straight 4 1/2"                             | 1     |  |
| Atlas | 6052   | Straight 1 3/4"                             | 3     |  |
| Atlas | 6053   | Straight 5 1/2"                             | 1     |  |
| Atlas | 6059   | Straight uncoupler 1 3/4".<br>(remote)      | 3     |  |
| Atlas | 6070   | Left turnout 10". O-54                      | 2     |  |
| Atlas | 6071   | Right turnout 10". O-54                     | 1     |  |
| Atlas | 6040   | Buffer/Bumper 1 31/32"                      | 3     |  |



# O Scale 4x8 Train Set Layout 3



[www.krafttrains.com](http://www.krafttrains.com)