














HO Scale Code 100 6x4 Train Set Layout 2



Track Part List

| Bran | Item # | Item Description | Units | Image |
|-------|---------------------|---|-------|---|
| Atlas | 150 | H0 Code 100 Straight 9". (bulk) | 4 |  |
| Atlas | 151 or 831 | H0 Code 100 Curve radius 15", angle 30° (bulk) or Atlas Item # 831 | 23 |  |
| Atlas | 152 | H0 Code 100 Curve radius 18", angle 30° (bulk) | 6 |  |
| Atlas | 822 | H0 Code 100 822. Straight 6" 4 Units per pack | 3 |  |
| Atlas | 823 | H0 Code 100 Straight 3" 4 Units per pack | 5 |  |
| Atlas | 825 or 847-1½ | H0 Code 100 Straight 1 1/2" 4 Units per pack or H0 Code 100 Straight 1 1/2" Item # 847-1½ | 3 |  |



| | | | | |
|-------|---------|---|---|---|
| Atlas | 835 | H0 Code 100 Curve radius 18", angle 10° 4 Units per pack | 3 |  |
| Atlas | 843 | H0 Code 100 Buffer/Bumper 3 5/8" | 3 |  |
| Atlas | 844 | H0 Code 100 Straight rerailer 9" | 2 |  |
| Atlas | 847-2 | H0 Code 100 Straight 2" | 1 |  |
| Atlas | 847-3/4 | H0 Code 100 847-3/4. Straight 3/4" | 2 |  |
| Atlas | 885 | H0 Code 100 885. Straight 9". (bridge) | 1 |  |
| Peco | SL-91 | H0 Streamline Code 100 SL-91 Right turnout 7 1/4" | 1 |  <small>Please Note: Photo shows electrical version</small> |
| Peco | SL-94 | H0 Streamline Code 100 Crossing 9 49/64" | 1 |  |
| Peco | SL-95 | H0 Streamline Code 100 Right turnout 8 5/8" | 2 |  <small>Please Note: Photo shows electrical version</small> |

| | | | | |
|------|--------|---|---|---|
| Peco | ST-202 | 00/H0 Setrack Code 100 Straight 3 7/64" | 6 |  |
| Peco | ST-203 | 00/H0 Setrack Code 100 Straight 1 39/64" | 2 |  |
| Peco | ST-238 | 00/H0 Setrack Code 100 Curve radius 33 27/32", angle 11.25° | 2 |  |



Objects Optional

| <u>Bran</u> | <u>Item #</u> | <u>Item Description</u> | <u>Units</u> | <u>Image</u> |
|------------------|---------------|-----------------------------|--------------|---|
| Woodland Scenics | BR5041 | H0, Community Church | 1 |  |
| Woodland Scenics | BR5031 | H0, Country Store Expansion | 1 |  |
| Woodland Scenics | 10700 | H0, Freight Depot | 1 |  |
| Woodland Scenics | BR5035 | H0, Grand Gazebo | 1 |  |
| Woodland Scenics | BR5027 | H0, Granny's House | 1 |  |
| Woodland Scenics | BR5038 | H0, Old Weathered Barn | 1 |  |
| Woodland Scenics | 12700 | H0, Our House | 1 |  |

| | | | | |
|------------------|----------|----------------------|---|---|
| Walthers | 933-3043 | H0, Steel Water Tank | 1 |  |
| Woodland Scenics | PF5187 | H0, Woodland Station | 1 |  |

Here's How To Get Started Quickly & Easily With Your Dream Model Railroad




Track Elevation





THE TRICKS & SECRETS OF BUILDING
YOUR OWN TRAIN SETS



By: www.krafttrains.com



For More HO Layouts

[www.krafttrains.com/HO Scale Layouts](http://www.krafttrains.com/HO_Scale_Layouts)

